



National Marine Manufacturers Association

nmma.org

ECONOMIC SIGNIFICANCE OF RECREATIONAL BOATING IN GEORGIA

CONGRESSIONAL DISTRICT 3

Number of Recreational Boats*	26,168
Recreational Boating Industry Businesses	17
Total Jobs	1,918
Annual Recreational Boating-Related Spending	\$104.0 MILLION

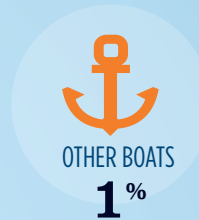

TOTAL ANNUAL ECONOMIC IMPACT OF RECREATIONAL BOATING:

\$244.3 MILLION

RECREATIONAL BOATS IN GA-3

TOTAL BOATS* **26,168**

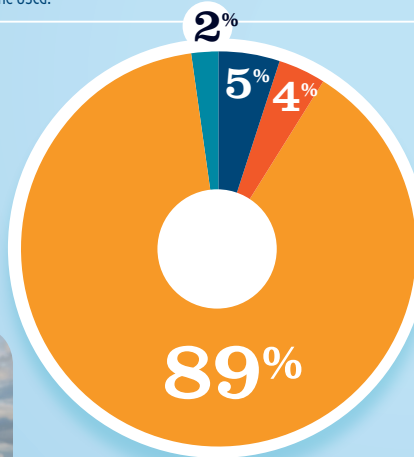
REGISTERED BOATS	26,168
Power boats	21,660
PWCs	3,924
Sailboats	328
Other Boats	256
HOUSEHOLDS PER BOAT	9.8



* Total boats are registered boats as reported by states to the USCG.

RECREATIONAL BOATING CREATES JOBS IN GA-3

TOTAL BOATING JOBS	420
Boat Building	1
Motor / Engine Mfgr.	7
Accessory / Supplies Mfgr.	374
Dealers / Wholesalers	16
Boat Services	22

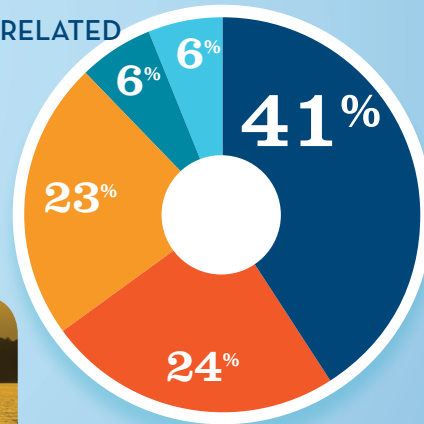


BOAT BUILDING † 2%
MOTOR/ENG. MFGR. 5%
ACC./SUPPLIES MFGR. 89%
DLRS/WHOLESALERS 4%
BOAT SERVICES 0%



RECREATIONAL BOATING-RELATED BUSINESSES IN GA-3

TOTAL BUSINESSES	17
Boat Building	1
Motor / Engine Mfgr.	1
Accessory / Supplies Mfgr.	4
Dealers / Wholesalers	4
Boat Services	7

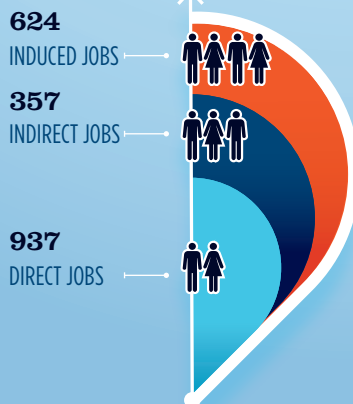


BOAT BUILDING 6%
MOTOR/ENG. MFGR. 6%
ACC./SUPPLIES MFGR. 23%
DLRS/WHOLESALERS 24%
BOAT SERVICES 41%



ESTIMATED JOBS IMPACT OF RECREATIONAL BOATING-RELATED SPENDING IN GA-3

EST. TOTAL JOBS	1,918
EST. TOTAL LABOR INCOME (MILLIONS)	\$79.3
Est. Direct Income	\$32.0
Est. Indirect Income	\$20.0
Est. Induced Income	\$27.3



RECREATIONAL BOATING INDUSTRY SALES IN GA-3

Boat Building	\$0.3	\$0.3 MILLION
Motor / Engine Mfgr.	\$4.1	\$4.1 MILLION
Accessory / Supplies Mfgr.	\$97.2	\$97.2 MILLION
TOTAL MFG. SALES	\$101.6	
Dealers / Wholesalers	\$8.5	\$8.5 MILLION
Boat Services	\$5.5	\$5.5 MILLION
TOTAL RETAIL & SERVICES SALES	\$14.0	

BOAT BUILDING
MOTOR/ENG. MFGR.
ACC./SUPPLIES MFGR.
DLRS/WHOLESALERS
BOAT SERVICES